




Your bakery is our world.

# Dough Elevator Conveyor

---

Transports dough from Chunker or Pump processes to downstream equipment at an overhead elevation providing full access for operations, sanitation, and maintenance.



# DESIGN INNOVATIONS

AMF's Dough Elevator Conveyor designed with the Intralox ThermoDrive® eliminates "sync" marks and old dough contamination risks. Unmatched reliability for efficient transfer of dough up to 30,000 lbs / hr in combination with Pump or Chunker.

## SANITATION

Dual pivot elevator conveyor allows easy interior belt access for cleaning and maintenance. Toolless removal concept for idler rollers, scrapers and belt achieves innovative sanitary design.

## EFFICIENCY


Designed with heavy-duty welded round tubing and reliable direct drive motor ensuring high performance and years of trouble-free operation.

## SIMPLICITY

Compact and accessible unit, conveyor drives use a zero pretension system to automatically transfer and gently chunk dough without putting stress on the dough.

## PERFORMANCE

AMF Dough Elevator is designed with sanitary, completely flat Intralox ThermoDrive® belt offering easy sanitation and little maintenance.



Dough Elevator Conveyor shown with Traveling Rotary Dough Chunker and Mixer Integration

## Designed With Sanitation In Mind

# OTHER ADVANTAGES

- ▼ Heavy duty construction with quality materials and components for optimal performance and longevity
- ▼ Reduced small footprint elevator support structure, compact and accessible unit
- ▼ Dual pivot feature design allows effortless interior access and efficient sanitation
- ▼ Toolless removal of idler rollers, scrapers and belts facilitate sanitation and reduce maintenance time
- ▼ Conveyor drives use zero pretension system
- ▼ Drives located away from product zones
- ▼ High security latch system with interlock ensures injury-free operation




Swing Away Feature




Easily Removable Idler Roller



Easy TD Plastic Belt Removal



Top Design Removable Scrapers



Zero Pretension System



Toolless Guard Removal

# SPECIFICATIONS



Traveling 75° Elevator Stand Alone



Fixed 75° Elevator Stand Alone



Traveling 90° Elevator Attached to Chunker



Traveling 90° Elevator Attached to Dough Pump

Customized to your layout specifications

**AMF IS A MARKEL FOOD GROUP COMPANY**

AMF's focus on continuous improvement may result in changes to machinery specifications without notice.