

AMF

MILLENNIUM DOLLY LOADER



Single Dolly Loader Shown with Vertical Dolly Storage with Servo Lift and Smooth Pneumatic Transfer

- **Designed to Receive a Stack of Filled Bread/Bun Baskets from an AMF Automatic Bottom-up Basket Stacker or Conveyor, Gently Transfer and Place the Stack of Baskets on the Dolly and Eject the Loaded Dolly for Distribution**
- **Available in Single and Double Stack Configurations**

FEATURES & BENEFITS

Ergonomic, User Friendly Design

- Smooth basket lift and lowering motion using servo drives vs. hydraulics or dropping the stacks onto the dolly
- Smooth stack transfer from stacker or conveyor to dolly loading zone through a t-plate transfer system using a smooth gear/rack drive and transfer plates

Versatility and Accuracy

- The Dolly Loader can serve multiple lines
- Servo placement of stacks onto the dolly

- Servo separation of dollies
- Capable of placing filled basket stacks on the floor without dollies for hand truck transport

Quiet, Ease of Operation

- Fewer moving parts for quieter operation, with no hydraulics
- Servo-driven lift and load mechanism

MILLENNIUM DOLLY LOADER

MECHANICAL FEATURES

- Smooth stack transfer
- Left or right hand configurations
- Heavy duty framing and safety guarding
- Servo driven basket lift with ability to pick up multiple basket handle positions
- "No Drop" servo stack lowering system provides smooth placement of stacks onto the dolly
- Vertical dolly magazine
- Motorized dolly feed system
- 120VAC pneumatic valves

ELECTRICAL FEATURES

Allen Bradley Pushbuttons on Operator Panel for:

- Dolly Loader Start/Stop
- Dolly Loader Emergency Stop/Reset

Machine Mounted Painted Enclosure with:

- Allen Bradley servo drives
- Allen Bradley PLC and operator interface
- Allen Bradley PowerFlex Inverters

OPTIONS

- Stainless steel control enclosure
- Additional machine manuals
- Panel cooling
- Floor cover sheets for floor protection under the loaded dolly
- PLC options
- Interface options
- Panel cooling options

SPECIFICATIONS

Electrical Requirements:

Main Power: 8 KVA

PLC I/O Voltage: 24VDC in/120VAC out

Air Requirements: 4 SCFM @ 80 PSIG

Approximate Shipping Weight:

Single: 5,000 lb. (2268 kg)

Double: 7,000 lb. (3175 kg)

Approximate Shipping Dimensions:

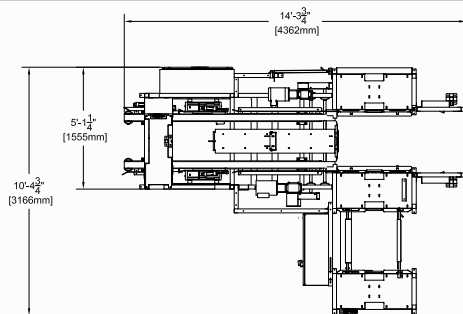
Single: 190" x 110" x 78"

(4826 mm x 2794 mm x 1982 mm)

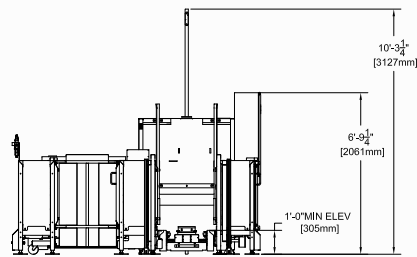
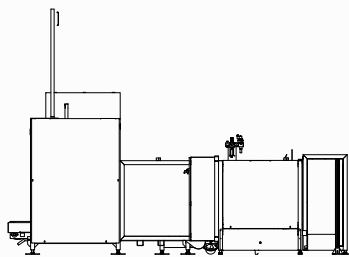
Double: 263" x 120" x 85"

(6680 mm x 3048 mm x 2159 mm)

DIMENSIONAL DRAWING



(Single Stack Shown)



Headquarters:

2115 W. Laburnum Ave.
Richmond, Virginia 23227
Tel: 1-800-225-3771
or 1-804-355-7961
Fax: 1-804-342-9724
sales@amfbakery.com

Europe Office:

6 The Sidings
Station Road, Guiseley
Leeds LS20 8BX, England
Tel: 44-1943-875703
Fax: 44-1943-871806
sales-europe@amfbakery.com

Asia Office:

Room 15-2, A-Building
Thunis Dev. Building
No.11 Hui Xin East St.
Chaoyang District
Beijing, China 100029
Tel: 86-10-64823613
Fax: 86-10-64934259
sales-asia@amfbakery.com

FOR MORE INFORMATION PLEASE CALL YOUR ACCOUNT MANAGER OR

1-800-BAKERS-1
www.amfbakery.com

AMF's focus on continuous improvement may result in changes to machinery specifications without notice.