




Your bakery is our world.

Dough Elevator Conveyor

Transports dough from Chunker or Pump processes to downstream equipment at an overhead elevation providing full access for operations, sanitation, and maintenance.



DESIGN INNOVATIONS

AMF's Dough Elevator Conveyor designed with the Intralox ThermoDrive® eliminates "sync" marks and old dough contamination risks. Unmatched reliability for efficient transfer of dough up to 30,000 lbs / hr in combination with Pump or Chunker.

SANITATION

Dual pivot elevator conveyor allows easy interior belt access for cleaning and maintenance. Toolless removal concept for idler rollers, scrapers and belt achieves innovative sanitary design.

EFFICIENCY


Designed with heavy-duty welded round tubing and reliable direct drive motor ensuring high performance and years of trouble-free operation.

SIMPLICITY

Compact and accessible unit, conveyor drives use a zero pretension system to automatically transfer and gently chunk dough without putting stress on the dough.

PERFORMANCE

AMF Dough Elevator is designed with sanitary, completely flat Intralox ThermoDrive® belt offering easy sanitation and little maintenance.



Dough Elevator Conveyor shown with Traveling Rotary Dough Chunker and Mixer Integration

Designed With Sanitation In Mind

OTHER ADVANTAGES

- ▼ Heavy duty construction with quality materials and components for optimal performance and longevity
- ▼ Reduced small footprint elevator support structure, compact and accessible unit
- ▼ Dual pivot feature design allows effortless interior access and efficient sanitation
- ▼ Toolless removal of idler rollers, scrapers and belts facilitate sanitation and reduce maintenance time
- ▼ Conveyor drives use zero pretension system
- ▼ Drives located away from product zones
- ▼ High security latch system with interlock ensures injury-free operation




Swing Away Feature




Easily Removable Idler Roller



Easy TD Plastic Belt Removal



Top Design Removable Scrapers



Zero Pretension System



Toolless Guard Removal

SPECIFICATIONS



Traveling 75° Elevator Stand Alone



Fixed 75° Elevator Stand Alone



Traveling 90° Elevator Attached to Chunker



Traveling 90° Elevator Attached to Dough Pump

Customized to your layout specifications

AMF IS A MARKEL FOOD GROUP COMPANY

AMF's focus on continuous improvement may result in changes to machinery specifications without notice.